



OMG

***Rapid Discovery and
Path to Development at a
World Class Gold Project in Guyana***



TSX-V: OMG
OTCQB: OMGGF
April 2025

OMAI GOLD

Forward-looking Statement and Technical Disclosure

Cautionary Language Regarding Exploration Targets

TSX.V: **OMG**

This presentation contains “forward-looking statements” within the meaning of applicable Canadian securities legislation. Forward-looking statements include, but are not limited to, statements with respect to the future price of gold, copper and other minerals and metals, the estimation of mineral reserves and resources, the timing and amount of estimated future production, costs of production, capital expenditures, costs and timing of the development of new deposits, success of exploration activities, permitting time lines, currency exchange rate fluctuations, requirements for additional capital, government regulation of mining operations, environmental risks, unanticipated reclamation expenses, title disputes or claims and limitations on insurance coverage. Generally, these forward-looking statements can be identified by the use of forward-looking terminology such as “plans”, “expects” or “does not expect”, “is expected”, “budget”, “scheduled”, “estimates”, “forecasts”, “intends”, “anticipates” or “does not anticipate”, or “believes”, or variations of such words and phrases or state that certain actions, events or results “may”, “could”, “would”, “might” or “will be taken”, “occur” or “be achieved”. *Further, the Mineral Resource Estimate and Preliminary Economic Assessments and related data set out in this news release are estimates, and no assurance can be given that the anticipated tonnages and grades will be achieved or that the indicated level of recovery will be realized.* Forward-looking statements are subject to known and unknown risks, uncertainties and other factors that may cause the actual results, level of activity, performance or achievements of Omai Gold Mines Corp. to be materially different from those expressed or implied by such forward-looking statements, including but not limited to: risks related to international operations; actual results of current exploration activities; conclusions of economic evaluations; changes in project parameters as plans continue to be refined; future prices of gold, copper and other minerals and metals; general market conditions; possible variations in ore reserves, grade or recovery rates; failure of plant, equipment or processes to operate as anticipated; accidents, labour disputes and other risks of the mining industry; uncertainty of access to additional capital; delays in obtaining governmental approvals or in the completion of development or construction activities.

1. *The Company announced an updated Mineral Resource Estimate in a news release dated February 8, 2024 and a PEA on April 8, 2024 with a NI 43-101 Technical report filed on SEDARplus.ca on May 4, 2024.*
2. *Past production at the Omai Mine (1993-2005) is summarized in several Cambior Inc. documents available on SEDARplus.ca, including March 31, 2006 AIF and news release August 3, 2006.*

This presentation contains estimates of exploration targets on the Omai property. The quantity and grade potential of these exploration targets are estimates based on an understanding of the geology and controls on mineralization and the available volume of potential mineralization. This draws on production records, the understanding of the current mineral resource estimate, drilling, and geological interpretation.

The potential quantity and grade of the exploration targets are conceptual in nature. There has been insufficient exploration to define these as a mineral resource and it is uncertain if further exploration will result in the target being delineated as a mineral resource.

Rapid Discovery at a Large Past Producing Gold Mine

OMAI
GOLD MINES

POSITIVE BASELINE PEA & RAPIDLY GROWING RESOURCE

- Large resource: 2.0m oz Indicated + 2.3m oz Inferred
- Baseline PEA with NPV US\$556m @ US\$1,950/oz Au, 1.84 Moz over 13 yrs¹
- PEA only includes 45% of Resources and only one of two deposits
- 2 Orogenic deposits open along strike & at depth plus adjacent exploration targets

100% INTEREST IN LARGE PAST-PRODUCING GOLD MINE

- Produced 3.8 million oz (1993-2005)²
- At >300k oz/yr was S. America's largest primary gold mine
- Closed when gold price was ~US\$400/oz
- Strong open pit grades +1.67 g/t Au fresh
- Simple land tenure – 3 permits directly from gov't, good until April 2027-2029



ADVANTAGES OF BROWNFIELDS PROJECT

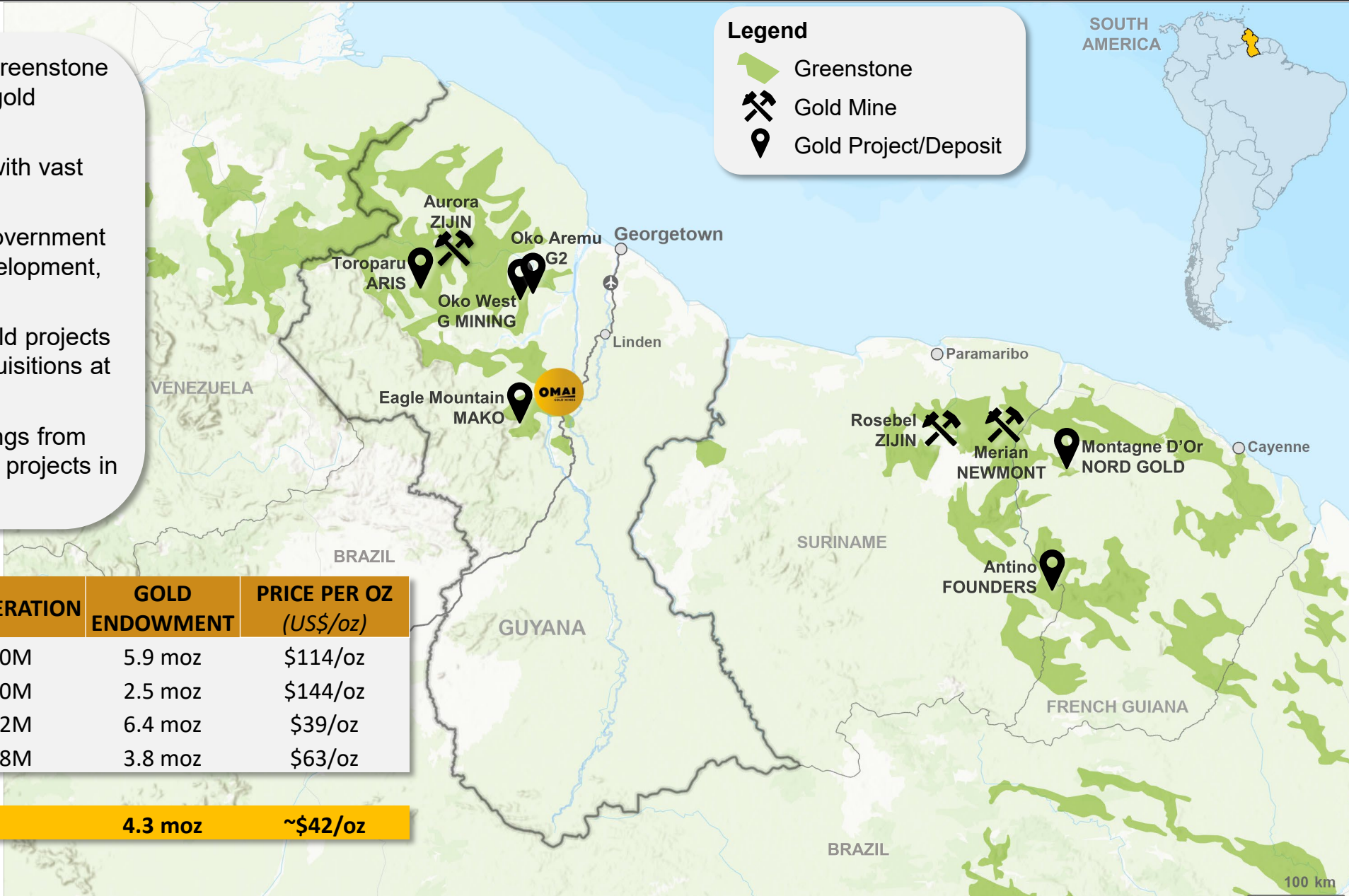
- Rapid, low-cost discoveries <\$2.50/oz
- Known metallurgy: 92% gold recoveries
- Paved road and nearby skilled workforce
- Hydropower potential, to come within 30km
- Gov't & communities want mine re-opening
- Environmental Permit (interim) issued after public comment period

WELL-FUNDED FOR 2025 CATALYSTS

- Drill Results: Aggressive drilling to expand resource base, 15,000 m program underway
- Q2 2025: **Updated Mineral Resource Estimate**
- Q3 2025: Updated PEA to incorporate Gilt Creek underground deposit + expanded Wenot open pit
- Advance permitting, additional baseline environmental, engineering, commence dewatering plan

Omai – At the Heart of the Guiana Shield

- Proven geology: Guyana Shield “greenstone belt” hosts several >10 million oz gold deposits
- Orogenic gold deposits are large with vast depth potential
- Long history of gold mining with government encouraging large-scale mine development, strong community support
- High market interest in Guyana gold projects ignited by big discoveries and acquisitions at premium valuations
- Gold producers have strong earnings from record gold price and need growth projects in mining-friendly jurisdictions



Legend

- Greenstone
- Gold Mine
- Gold Project/Deposit

SIGNIFICANT GUIANA SHIELD ACQUISITIONS	YEAR	CONSIDERATION	GOLD ENDOWMENT	PRICE PER OZ (US\$/oz)
Reunion Gold (Oko West)	2024	\$650M	5.9 moz	\$114/oz
IAMGOLD (Rosebel)	2022	\$360M	2.5 moz	\$144/oz
Gold X Mining (Toroparu)	2021	\$252M	6.4 moz	\$39/oz
Guyana Goldfields (Aurora)	2020	\$238M	3.8 moz	\$63/oz

Omai Gold Mines **4.3 moz** **~\$42/oz**

TSX.V: OMG

100 km



GUYANA Overview



Omai's CEO Elaine Ellingham with Guyana's President Irfaan Ali

Guyana's President Dr. Irfaan Ali said:

*"There are some tremendous opportunities coming in mining. Today (February 5) I had a meeting with **OMAI** for example, they are coming back on stream in the type of numbers that you will hear announced soon... the type of logistics for transport, logistics and the spin off for the rest of the economy would be enormous,"*

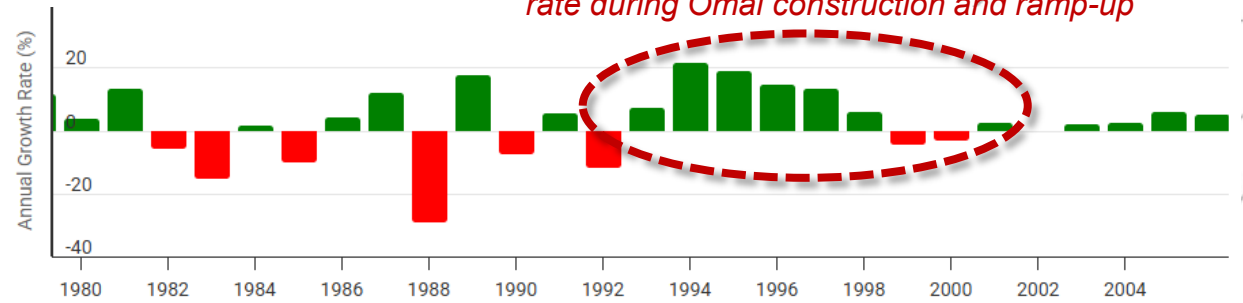
Guyana's Minister of Finance, Dr. Ashni Singh said:

*"The growth of Guyana's gold mining industry will be further supplemented by the return of **Omai Gold Mines**."*

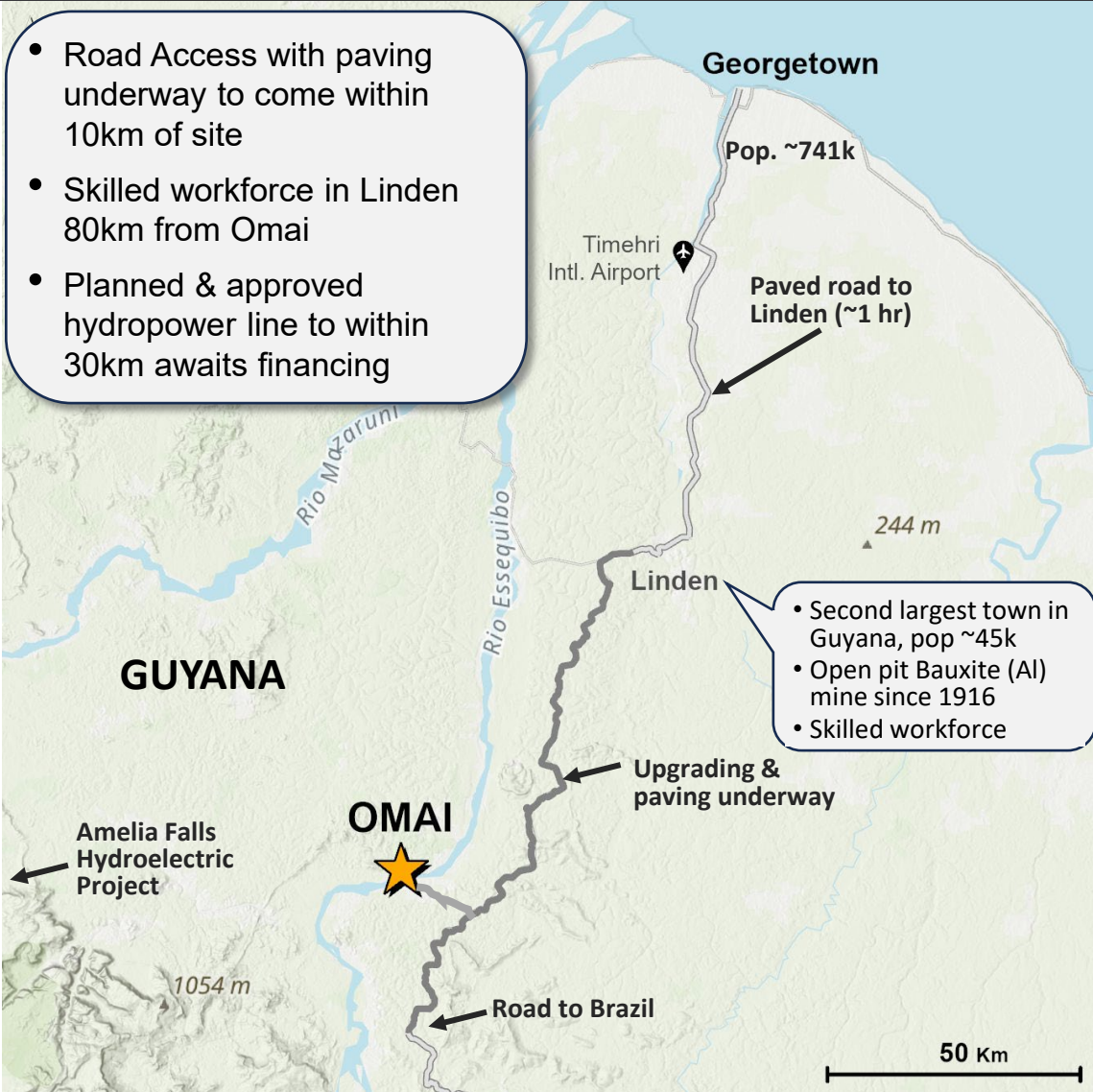
Government is Pro-Mine Development Particularly for Omai

- Long History of gold & bauxite mining – 50,000 small scale miners
- Small Population <800,000
- English speaking – Culturally Caribbean; part of "Caricom"
- Former British Guyana so British legal framework
- Democratically elected government since independence in 1966
- GDP GROWTH – 2024 +43.6% & 2023 +38%
- Offshore oil discovered in 2015; 600k bbl/day H1 2024, projected to 1.2 m bbls/day by 2027
- Multiple transformational infrastructure projects
- Omai Gold Mine employed over 1,000 people when in production
- Omai impacted GDP - it was an anchor of economic prosperity for Guyana - enthusiastic support for re-development

4+ years of double-digit GDP/capita growth rate during Omai construction and ramp-up



Road Access and Benefits of a Brownfields Site



- Road Access with paving underway to come within 10km of site
- Skilled workforce in Linden 80km from Omai
- Planned & approved hydropower line to within 30km awaits financing

- Second largest town in Guyana, pop ~45k
- Open pit Bauxite (Al) mine since 1916
- Skilled workforce

- ~165km from capital Georgetown
- 4 hr drive, or 40min flight to site
- Existing tailings facilities & cleared site

Road widening and paving underway to within 10 km of Omai



1 km long airstrip on-site



Cleared site and large revamped buildings make an efficient worksite

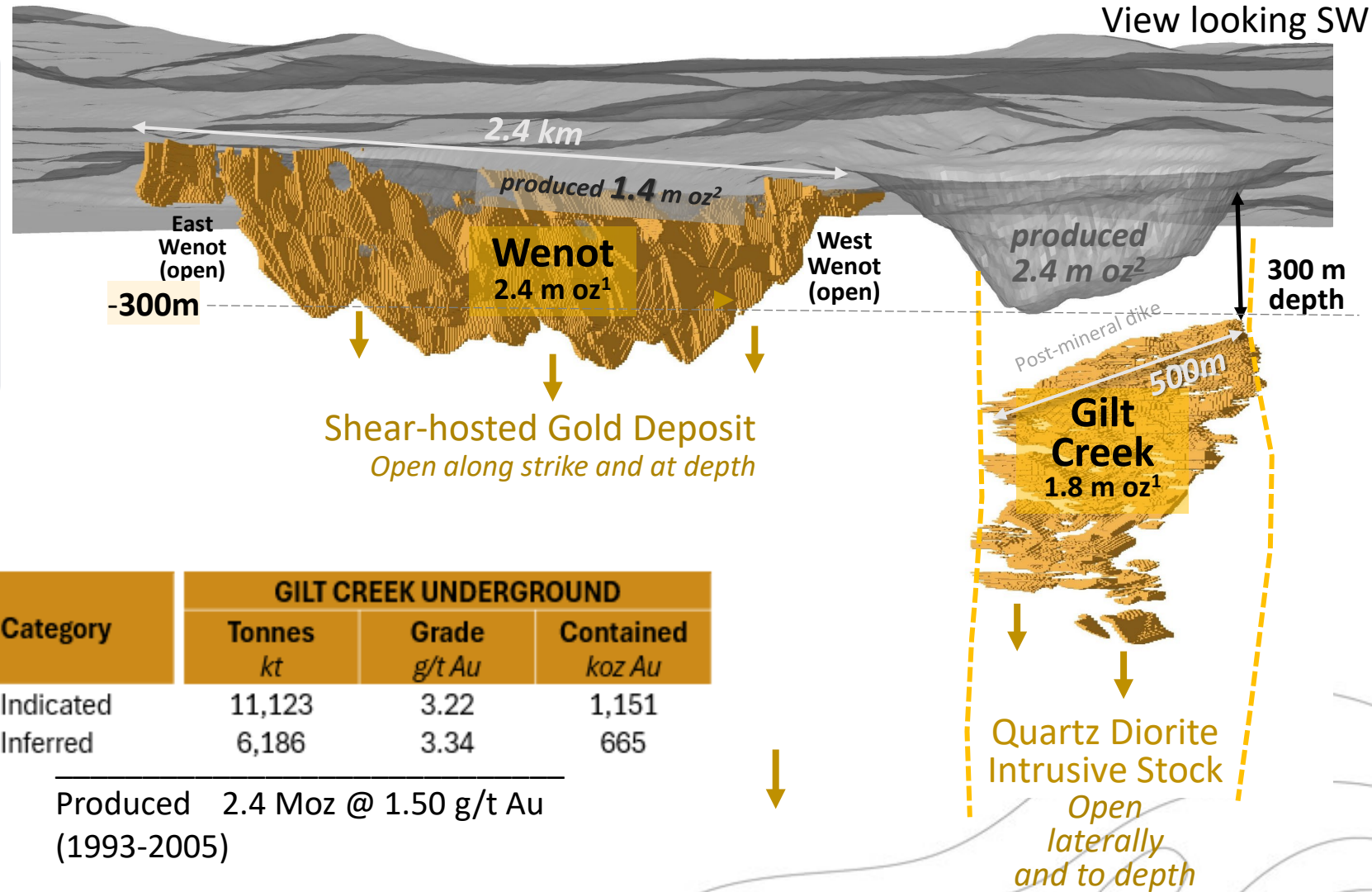


350 Acre Tailings Facility with excess capacity, configured for dam raises plus convenient alternative pit



Omai – An Established Gold Camp in the Guiana Shield

- Two adjacent classic orogenic gold deposits
- Produced 3.8 million oz + New Resources > 8 Moz
- Wenot OP – regional shear-hosted deposit with multiple subvertical mineralized shears and dikes
- Gilt Creek UG – intrusion hosted deposit with wide subhorizontal mineralized zones identified down to at least 967m
- Wenot OP produced 1.4 M oz @ 1.45 g/t Au; fresh rock reconciled @ **1.67 g/t Au**
- Gilt Creek OP produced 2.4 M oz @ 1.50 g/t Au



Category	WENOT OPEN PIT		
	Tonnes kt	Grade g/t Au	Contained koz Au
Indicated	17,572	1.48	834
Inferred	25,183	1.99	1,614

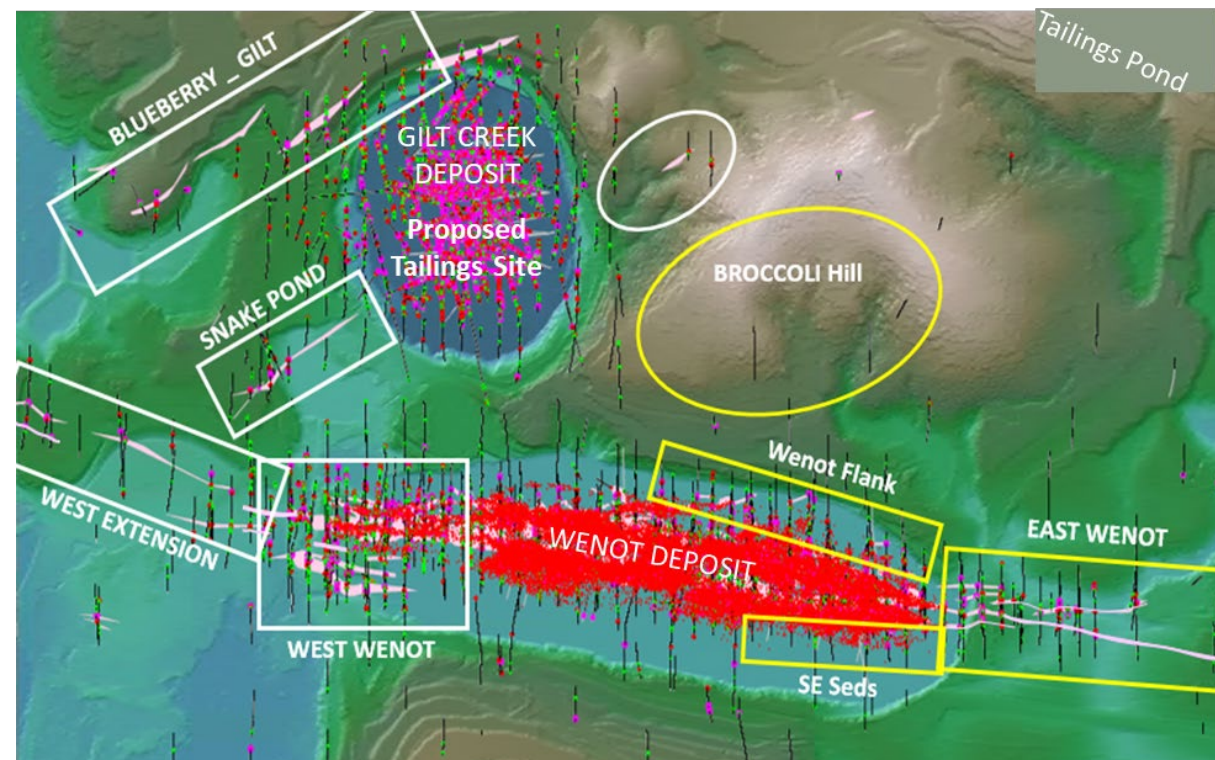
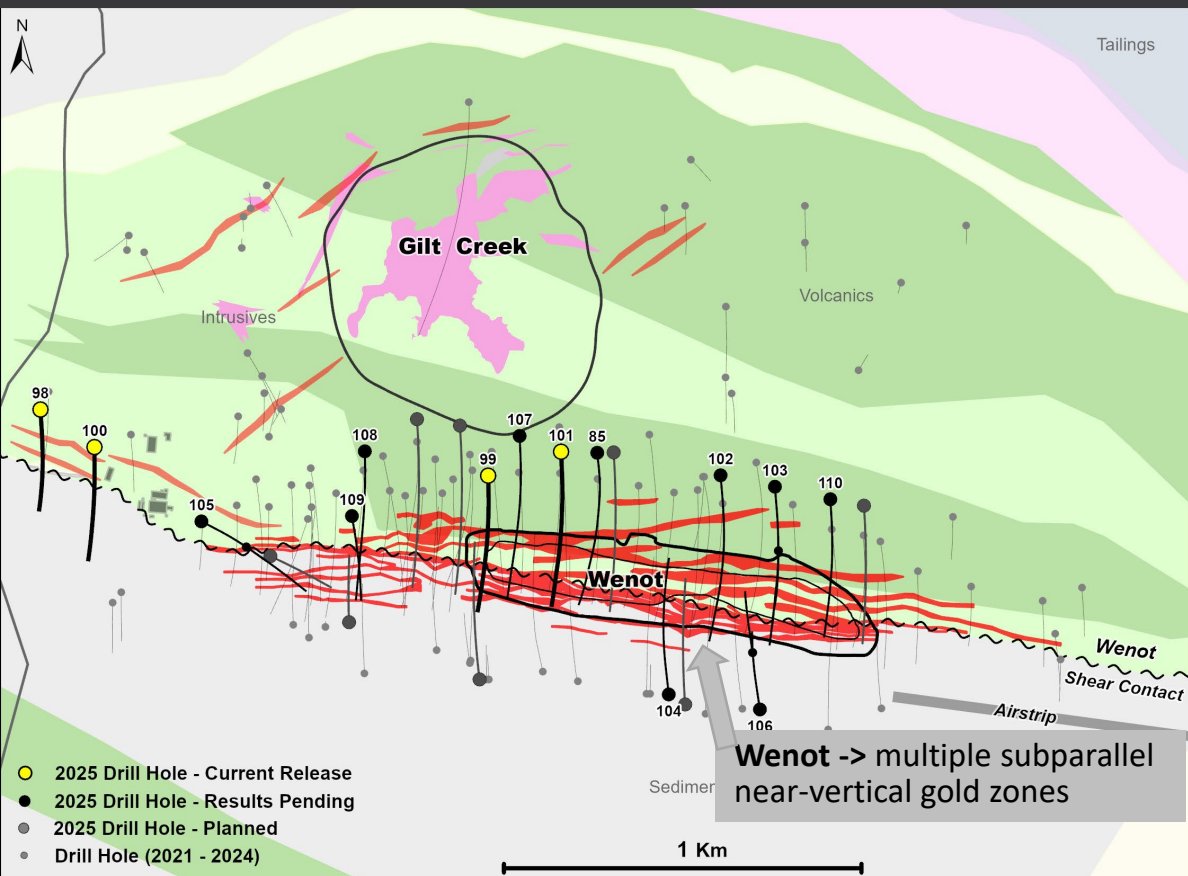
Produced 1.38 Moz @ 1.45 g/t Au
(1998-2002)

Reconciled fresh rock grade **1.67 g/t Au**

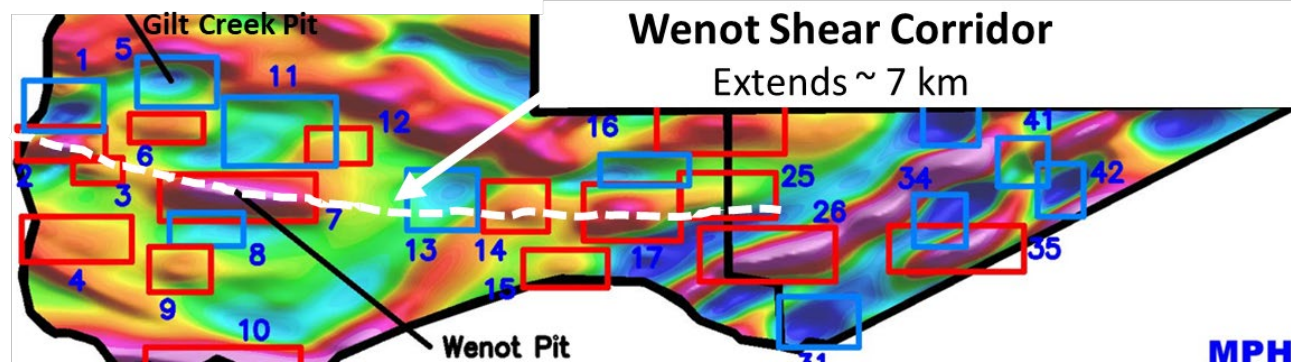
Category	GILT CREEK UNDERGROUND		
	Tonnes kt	Grade g/t Au	Contained koz Au
Indicated	11,123	3.22	1,151
Inferred	6,186	3.34	665

Produced 2.4 Moz @ 1.50 g/t Au
(1993-2005)

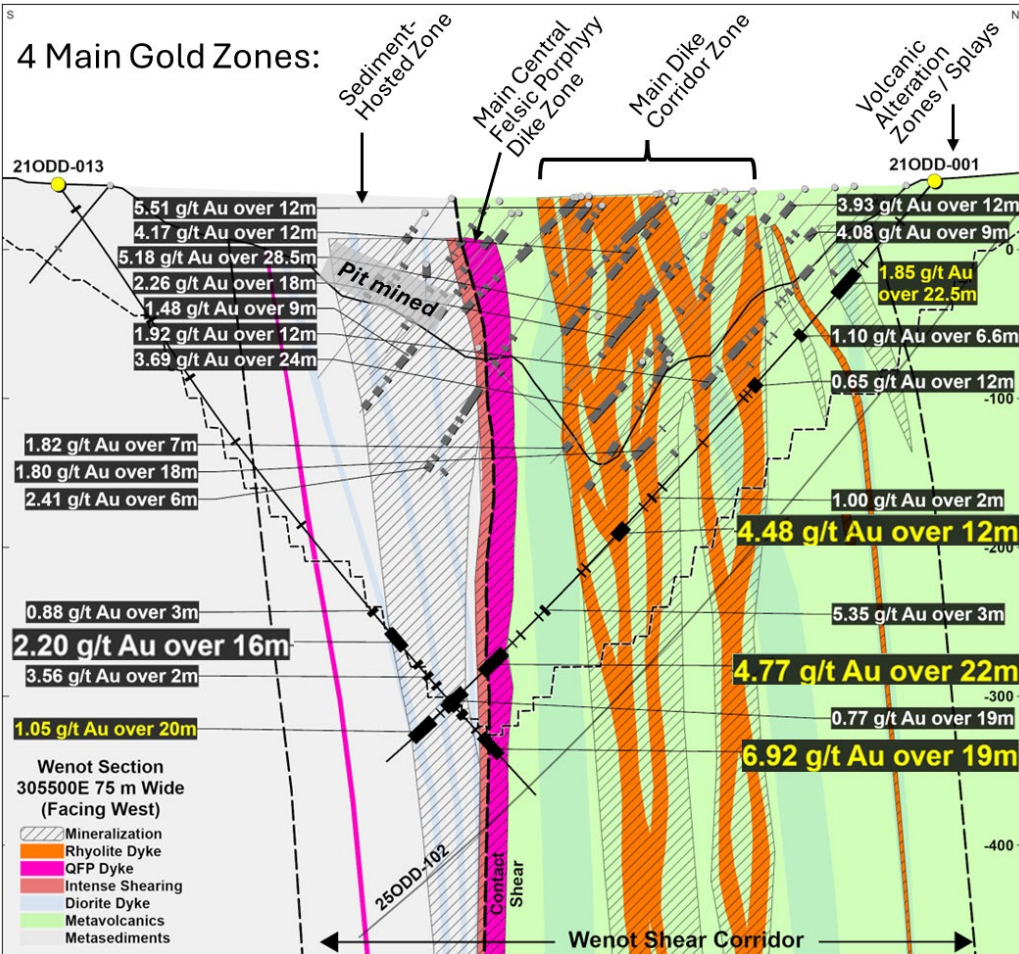
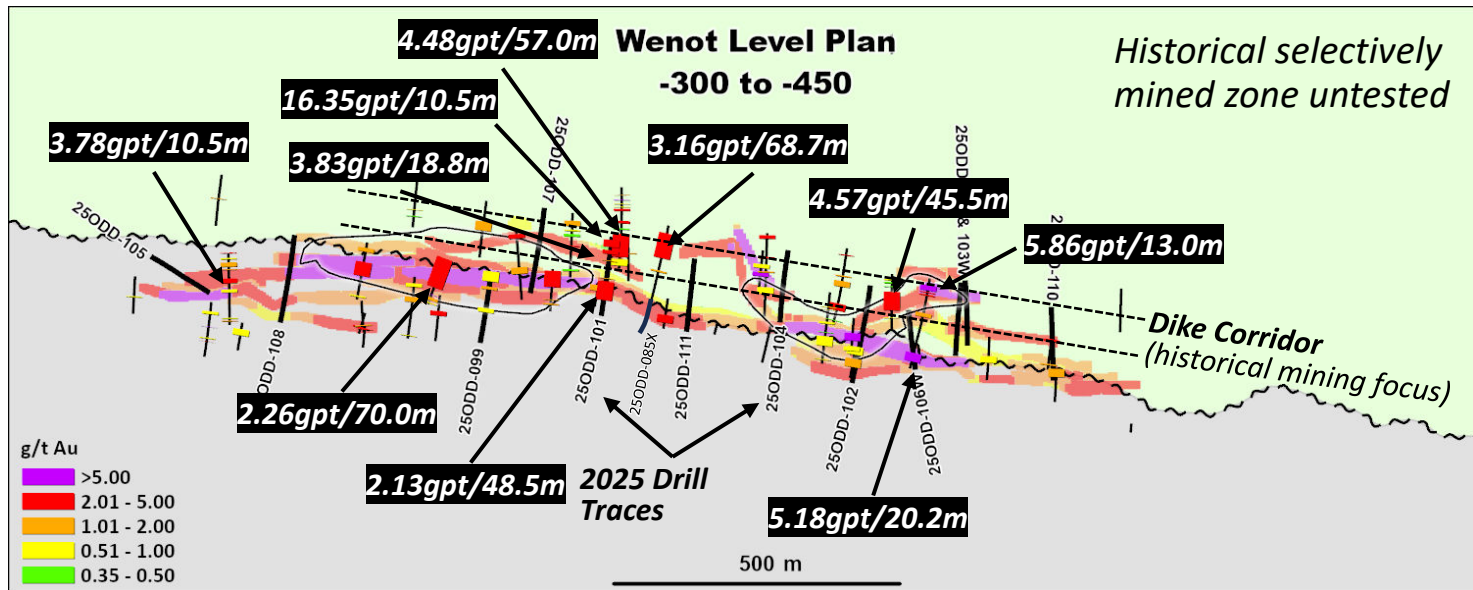
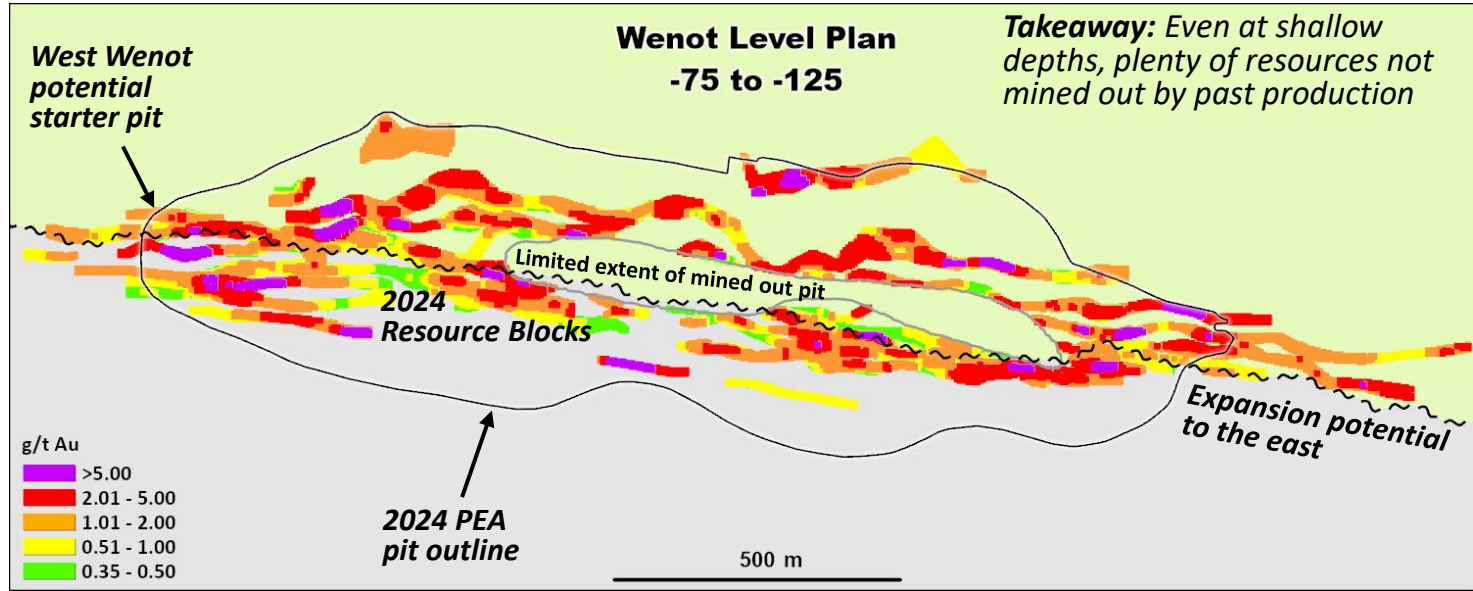
Omai – A Large Gold Camp with Significant Expansion Upside



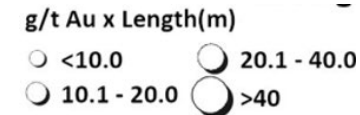

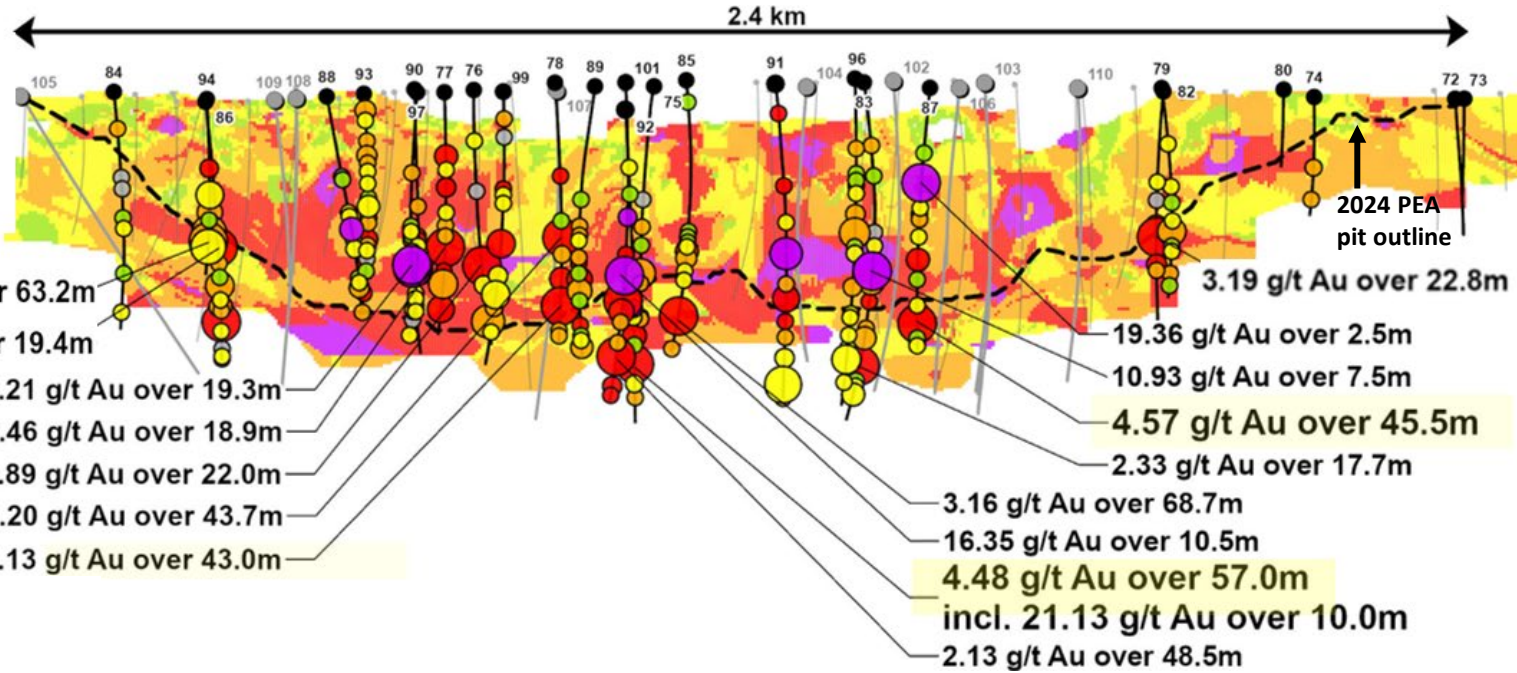
- Regional deformation zones across >7 km, centered on contact between Volcanic rocks and Sedimentary rocks
- Wenot – Multiple near vertical gold zones across a 400m width
- Multiple expansion and exploration targets: strike extensions, depth extensions, geophysics (!), old artisanal workings, high grade trenching results
- Wenot corresponds to a strong magnetic high
- Gilt Creek intrusion-hosted deposit is magnetic low



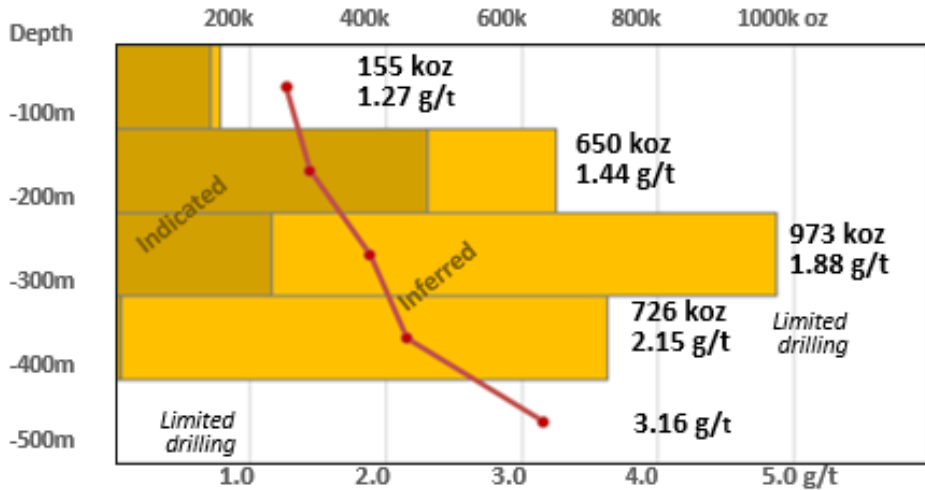
- 94% of the 1.9Moz in the PEA are above 330m depth
- 87% of the 2.4Moz in Wenot are above 330m



Long section looking north



Wenot by 100 m depth slices - gold ounces and average grade



Hole 24ODD-086

- 2.96 g/t Au over 19.4m
- 3.78 g/t Au over 10.5m
- 1.28 g/t Au over 19.5m

Hole 24ODD-078

- 2.20 g/t Au over 43.7m
- 3.13 g/t Au over 43.0m

Hole 24ODD-092

- 4.48 g/t Au over 57.0m
incl. 21.13 g/t over 10.0m

Hole 24ODD-094

- 1.10 g/t Au over 63.2m
- 1.13 g/t Au over 20.4m
- 2.69 g/t Au over 4.3m
- 0.77 g/t Au over 30.5m

Hole 25ODD-101

- 16.35 g/t Au over 10.5m
- 2.13 g/t Au over 48.5m
- 3.83 g/t Au over 18.8m

Hole 24ODD-085

- 3.16 g/t Au over 68.7m
- 2.64 g/t Au over 6.5m
- 1.87 g/t over 7.5m

Hole 24ODD-087

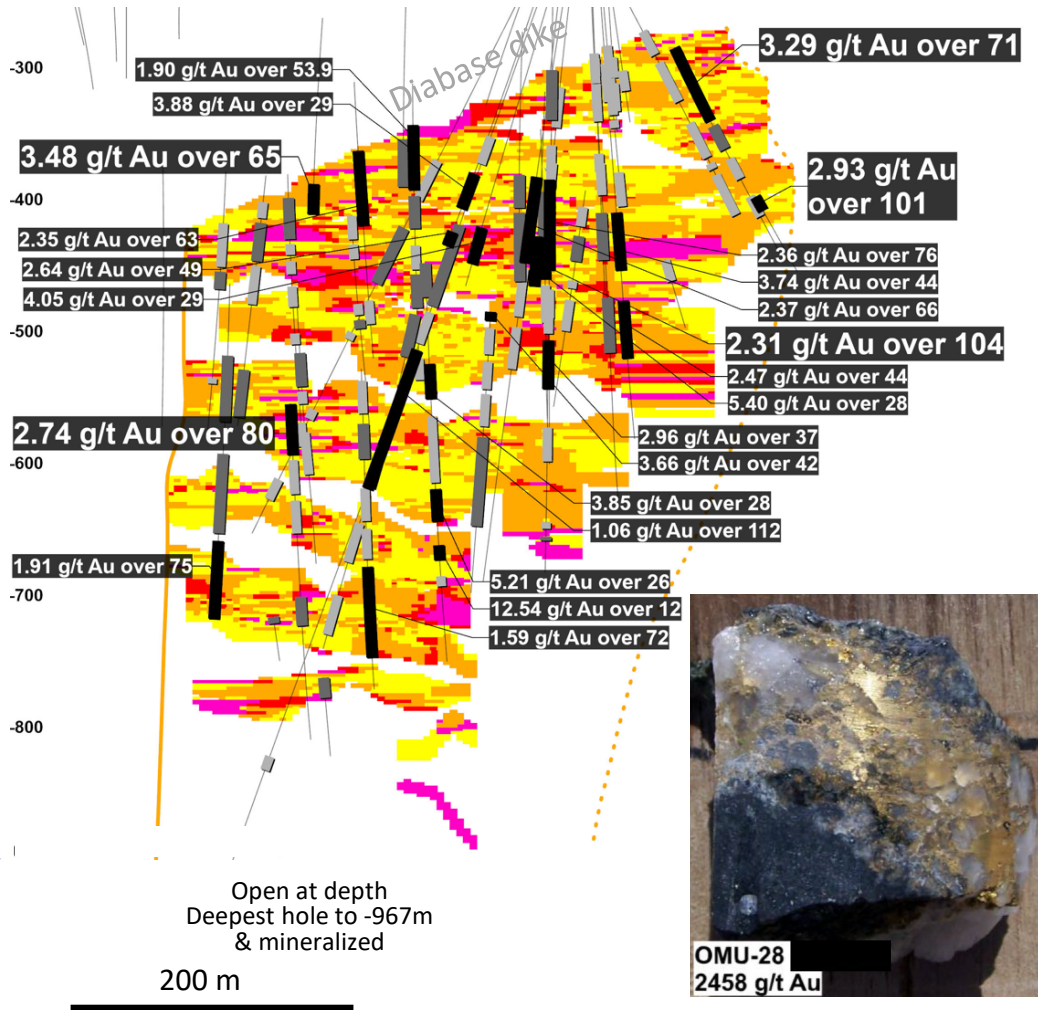
- 4.57 g/t Au over 45.5m
- 19.36 g/t Au over 2.5m
- 2.07 g/t Au over 8.5m

Hole 24ODD-097

- 5.21 g/t Au over 19.3m
incl. 11.44 g/t Au over 4.6m and 11.75 g/t Au over 3.6m

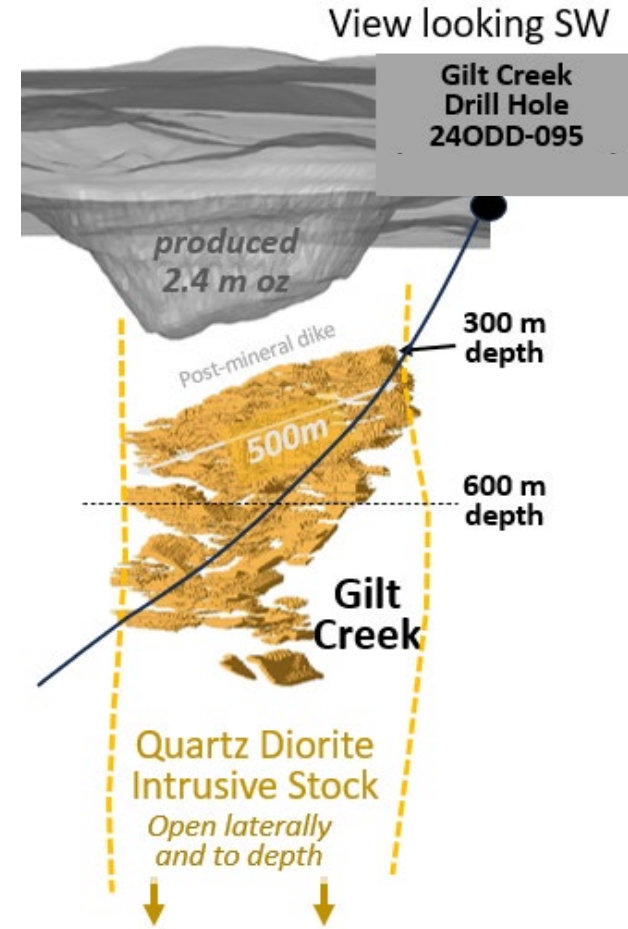
Hole 24ODD-082

- 3.19 g/t Au over 22.8m
incl. 7.04 g/t Au / 8.0m
- 3.65 g/t Au over 4.5m
- 3.22 g/t Au over 3.9m

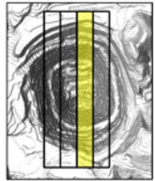


Category	GILT CREEK UNDERGROUND		
	Tonnes <i>kt</i>	Grade <i>g/t Au</i>	Contained <i>koz Au</i>
Indicated	11,123	3.22	1,151
Inferred	6,186	3.34	665

- **Shallow:** 80% of resource is between 300-600m depth
- **Good grades:** Average 3.3 g/t Au (1.5 g/t cutoff) or 5.2 g/t (2.75 g/t cutoff)
- **Well drilled:** 2/3 of MRE is “Indicated”
- **Compact:** 500m x 275m, minimizes need for costly lateral mine development
- **Depth Potential:** hosted in quartz-diorite intrusive stock likely 2+ km depth potential; hole to 967m depth still with mineralization
- **Timing Optionality:** separate from Wenot open pit, timing not dependent on open pit
- **Robust Mineralization:** 41% of all core drilled assayed >0.5g/t Au

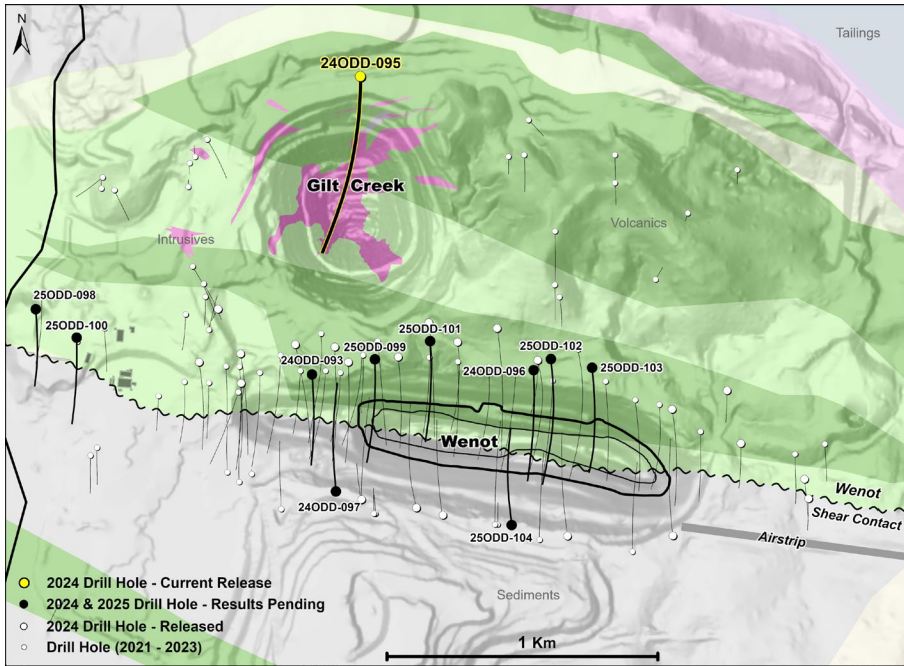
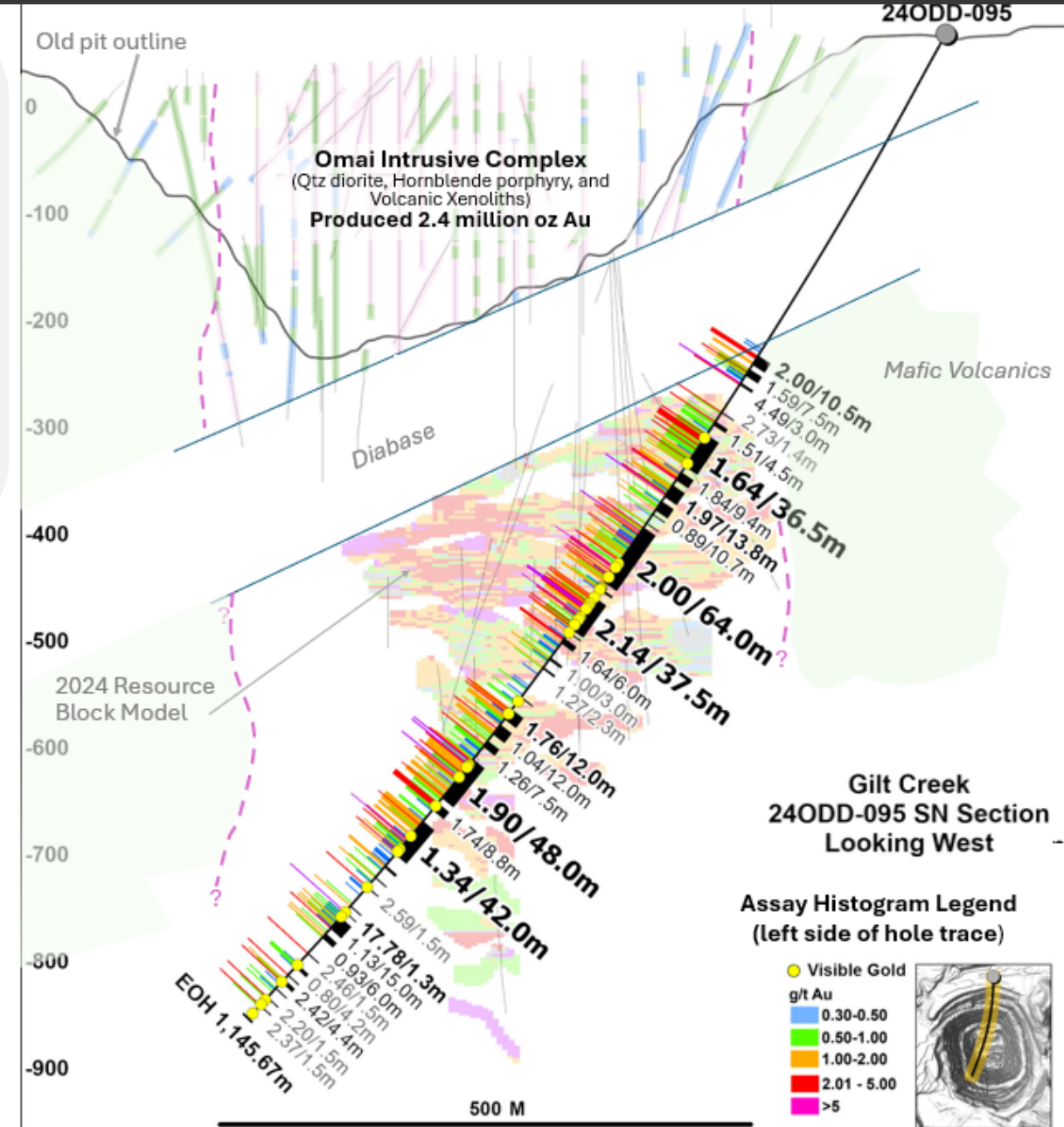


Gilt Creek
NS Section
Looking West
304830E (100 m)



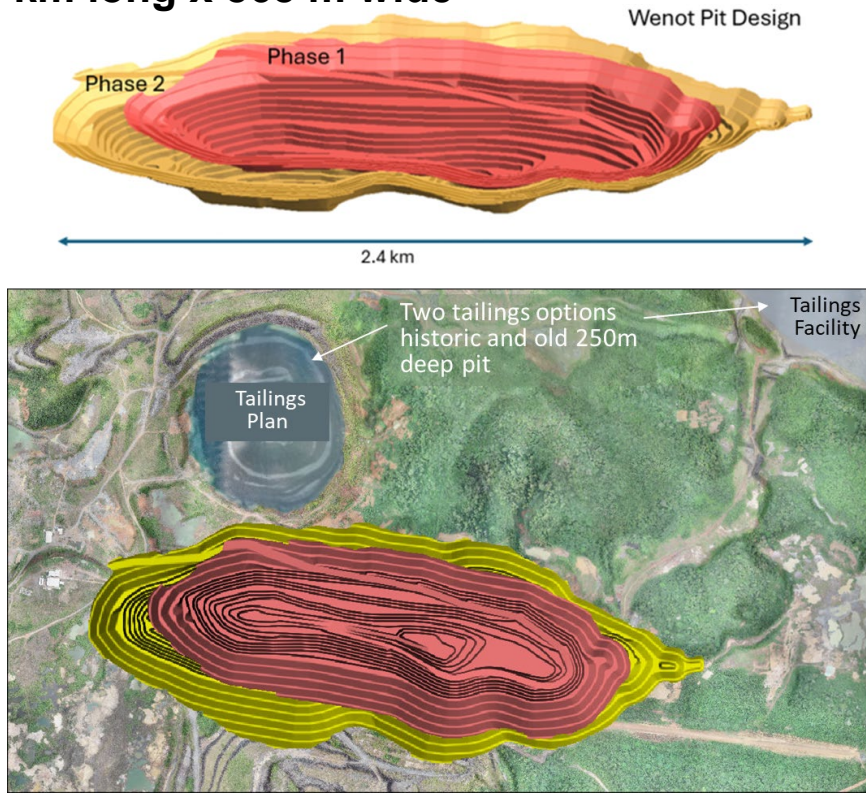
g/t Au x Length (m)	g/t Au Block Model
Drill Composite	
20-50	0.75 - 1.50
50-100	1.51 - 3.00
>100	3.01 - 5.00
	5.01 - 34.89

- **Extended gold mineralization approximately 200m laterally** to the southwest, to a vertical depth of 850m in an area with no prior drilling.
 - **198.3m of the higher-grade intervals** (not continuous) are over 1.5 g/t Au and give a **weighted average grade of 2.78 g/t Au**
 - **1.0 g/t Au over 774m*** (Omai Stock intrusive rock type) in first hole since 2007:
 - **2.00 g/t Au over 64.0m**, including **5.79 g/t Au over 9.0m** and including **2.68 g/t Au over 12.5m**
 - **1.90 g/t Au over 48.0m**, including **4.19 g/t Au over 7.5m** and including 2.47 g/t Au over 10.5m
 - **2.14 g/t Au over 37.5m**, including 2.62 g/t Au over 24.2m
 - **38 separate occurrences of visible gold** throughout the hole (442m to 1,139m)
- *this calculation includes all assay results without a cut-off grade or maximum internal dilution applied*



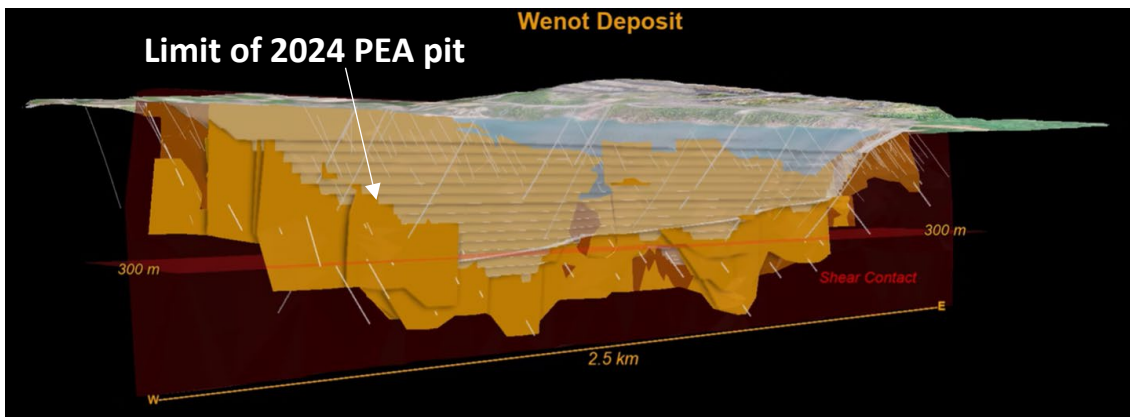
Wenot “Superpit” – Baseline Preliminary Economic Assessment

2.4 km long x 868 m wide

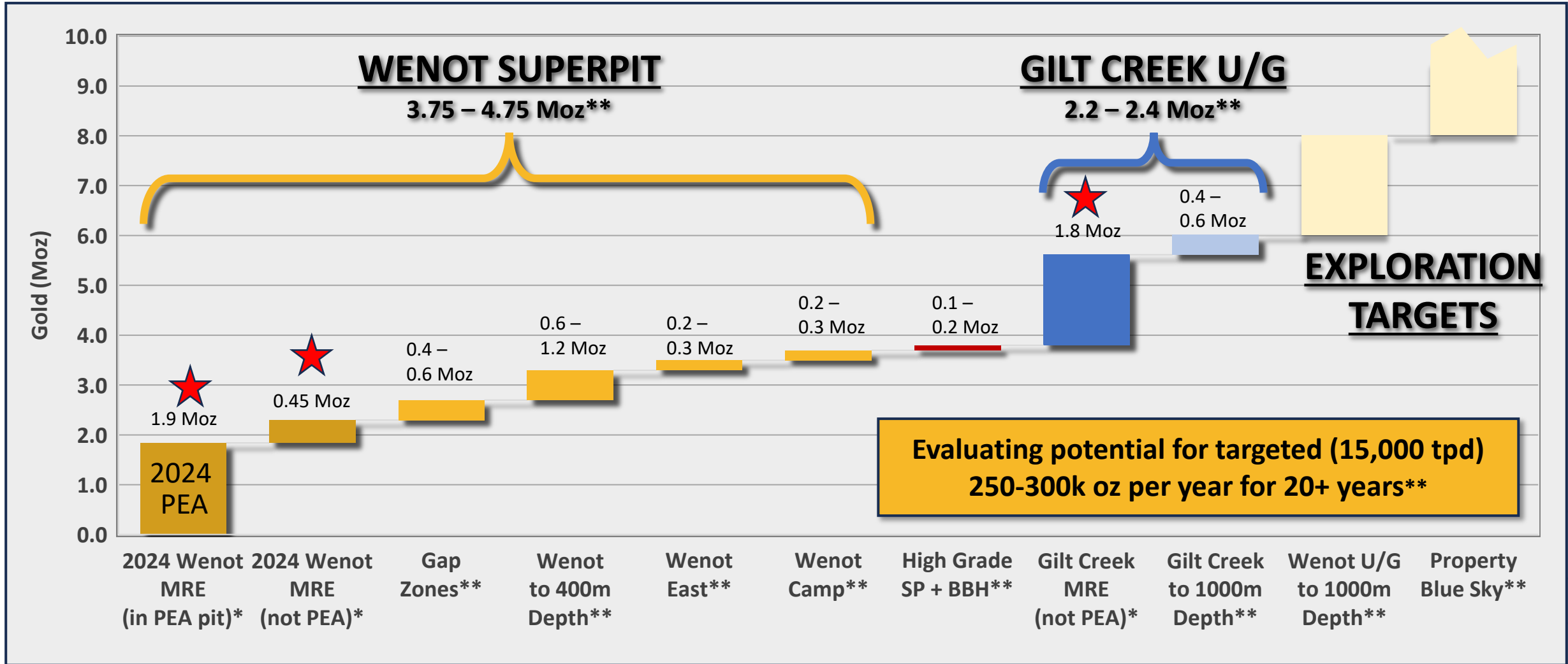


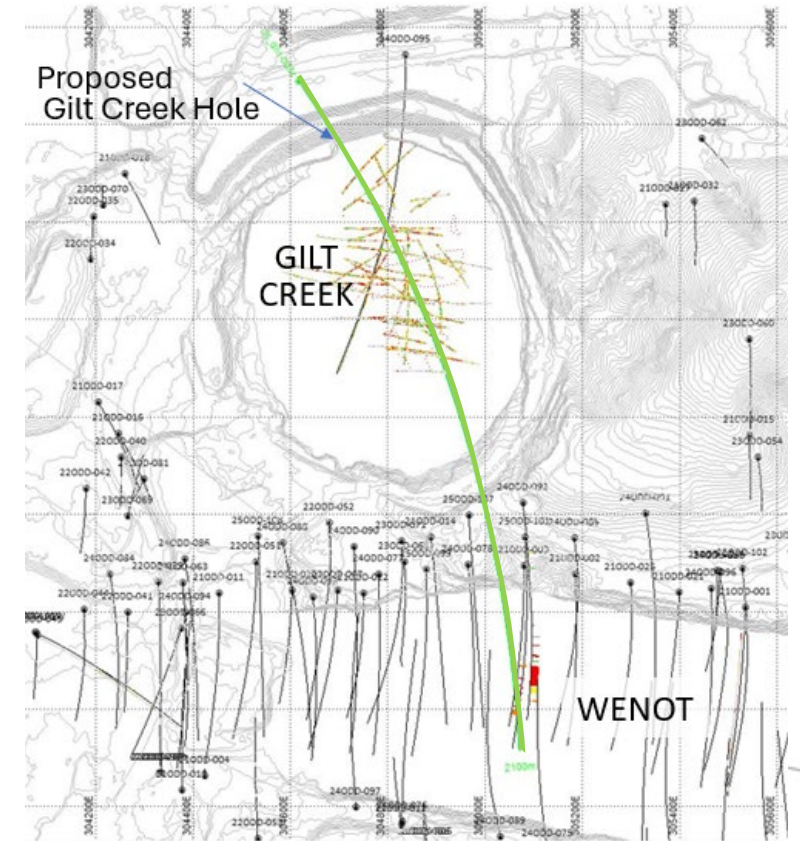
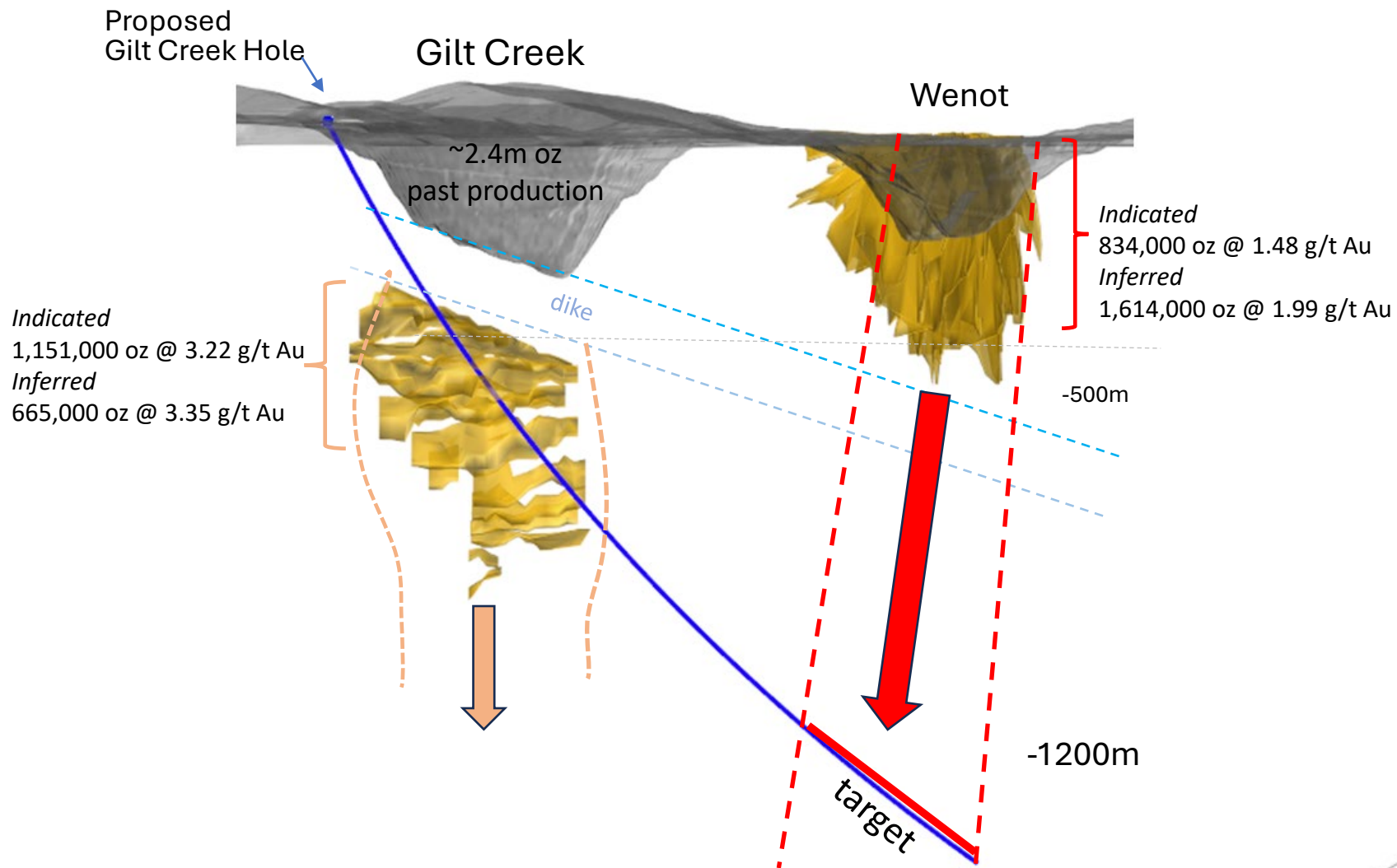
Includes only 45% of current Omai NI43-101 gold Resources and only one of two deposits

- **\$953 million** after tax NPV_{5%} at \$2,400/oz Au and IRR of 28.4%; \$556 million after-tax NPV_{5%} at \$1,950/oz Au
- **\$375 million** initial capital (“Capex”) of \$375 million and **low** sustaining capital of \$172 million over life-of-mine
- \$1.07 billion after-tax Cumulative Cash Flow over 13 yrs
- **1.84 million ounces** total payable gold production, 94% above 330m
- Average head grade of 1.51 g/t Au
- **\$916/oz** cash operating costs and all-in sustaining costs of **\$1,009/oz**
- **9,000 tpd** processing facility
- Avg **142,000 oz/yr** production (peak 184k oz/yr over 13 year mine life)
- **Project has potential for much larger mine plan with inclusion of the second deposit (Gilt Creek) and an expanded Wenot resource**
- **PEA provided path to Environmental Permit (received) and to apply for EIA**



Multiple Opportunities to Expand Resources & Mine Plan






2025 Program – Building on the Baseline PEA

- **Drill program to increase resources with a focus on building an expanded mine plan with enhanced economics**
 - 10,000m initial program underway expanding to 15,000m
 - 3 drills on site, low cost ~\$185/m all-in
 - Wenot ‘Superpit’ expansion along strike, at depth, expanding new wide zones
 - Drilling “gaps” within Wenot PEA Pit – high impact
 - High-grade, near-surface targets potential at-surface starter pits
 - Drilling at Gilt Creek towards inclusion in updated PEA
- **Gilt Creek Engineering - Ramp and Mine Design**
- **Focused Metallurgical Test work**
- **Advance Permitting**

**NEAR-TERM
CATALYSTS**

**Ongoing drilling results & Deep Wenot Potential
Q2 2025 Expanded Wenot Resource Update
Q3 2025 PEA for Wenot ‘Superpit’ and Gilt Creek U/G**



Directors and Management

Elaine Ellingham P.Geo, MBA, M.Sc.
President & CEO, Exec Chairman

Jason Brewster M.Sc.
VP Operations

David Stewart P.Eng.
VP Corporate Development & IR

Derek Macpherson P.Eng., MBA
Lead Director

Don Dudek P.Geo
Director

Nadine Miller P.Eng., MBA
Director

Lon Shaver CFA
Director

Drew Anwyll P.Eng., MBA
Director



CEO Ellingham & Director Macpherson with Guyana's Minister of Natural Resources

Share Capital & Financial Position

Cash Position **C\$30 million**

Common Shares Issued & O/S **608 million**
Warrants **22.8 million**

Stock Options **51.3 million**
Fully Diluted Shares **682 million**

Share Price **C\$0.42**
Market Capitalization **US\$174 million**
Volume (2 month) **~2 million sh/day**

Trading at **US\$41/oz gold resource**

TSX.V: OMG



Shareholders

Institutions and HNW:

Mackenzie, Franklin Templeton, Rothschild, VanEck, Phoenix Gold, Orimco, Schroder

	50.5%
Silvercorp	6.0%
Sandstorm Gold Royalties	3.2%
Management	1.8%

Analyst Coverage

Don MacLean



Michael Gray, MSc



Jamie Spratt

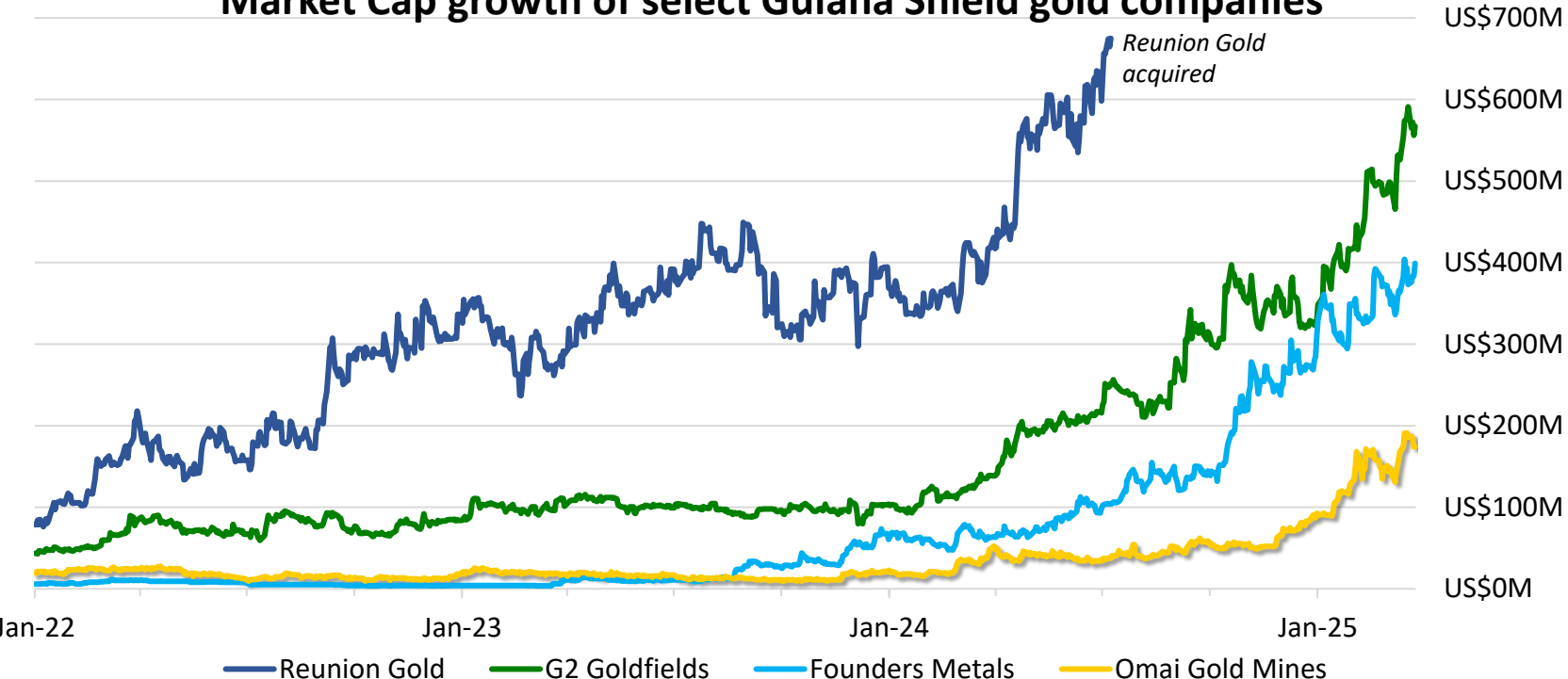


Ben Pirie



Guiana Shield – heating up in value and M&A

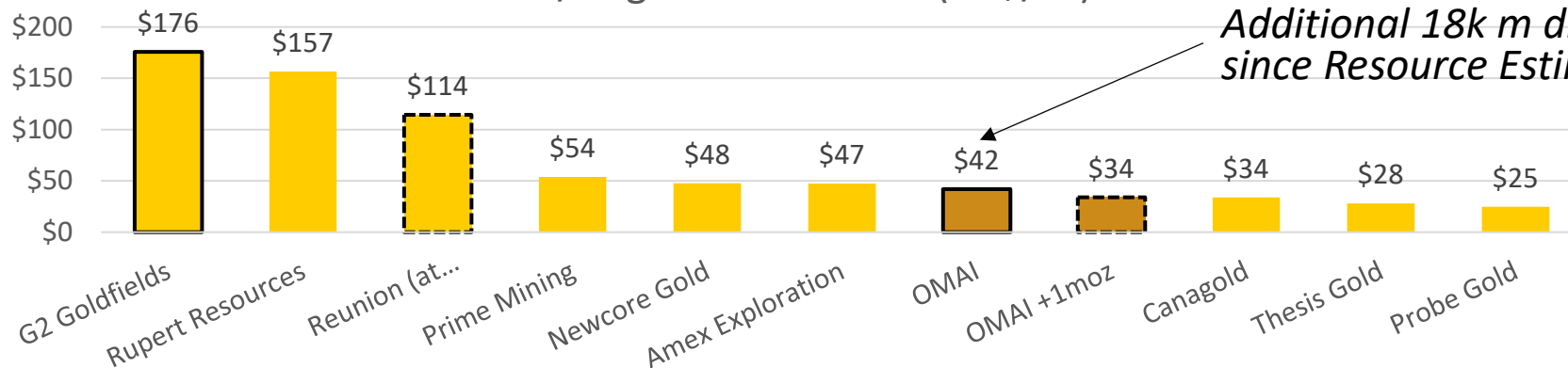
Market Cap growth of select Guiana Shield gold companies



Guiana Shield M&A and investments

- **B2Gold** C\$12M strategic investment into **Founders Metals** for 5% stake closed Nov 2024
- **G Mining Ventures** US\$650M acquisition of **Reunion Gold** announced Apr 2024
- **AngloGold** C\$22M strategic investment into **G2 Goldfields** for 12% stake closed Jan 2024
- **Zijin Mining** US\$360M acquisition of **IAMGOLD's Rosebel Mine** announced Oct 2022
- **Gran Colombia Gold** (now Aris Mining) US\$252M acquisition of **Gold X Mining** announced Mar 2021
- **Zijin Mining** US\$238M acquisition of **Guyana Goldfields** announced Jun 2020

EV/oz global resources (US\$/oz)



Additional 18k m drilling since Resource Estimate



CONTACT US

ELAINE ELLINGHAM

President & CEO

elaine@omaigoldmines.com

416-473-5351

DAVID STEWART

VP Corporate Development & Investor Relations

dstewart@omaigoldmines.com

647-294-8361

